TiKA

Instrumentation

Fitting

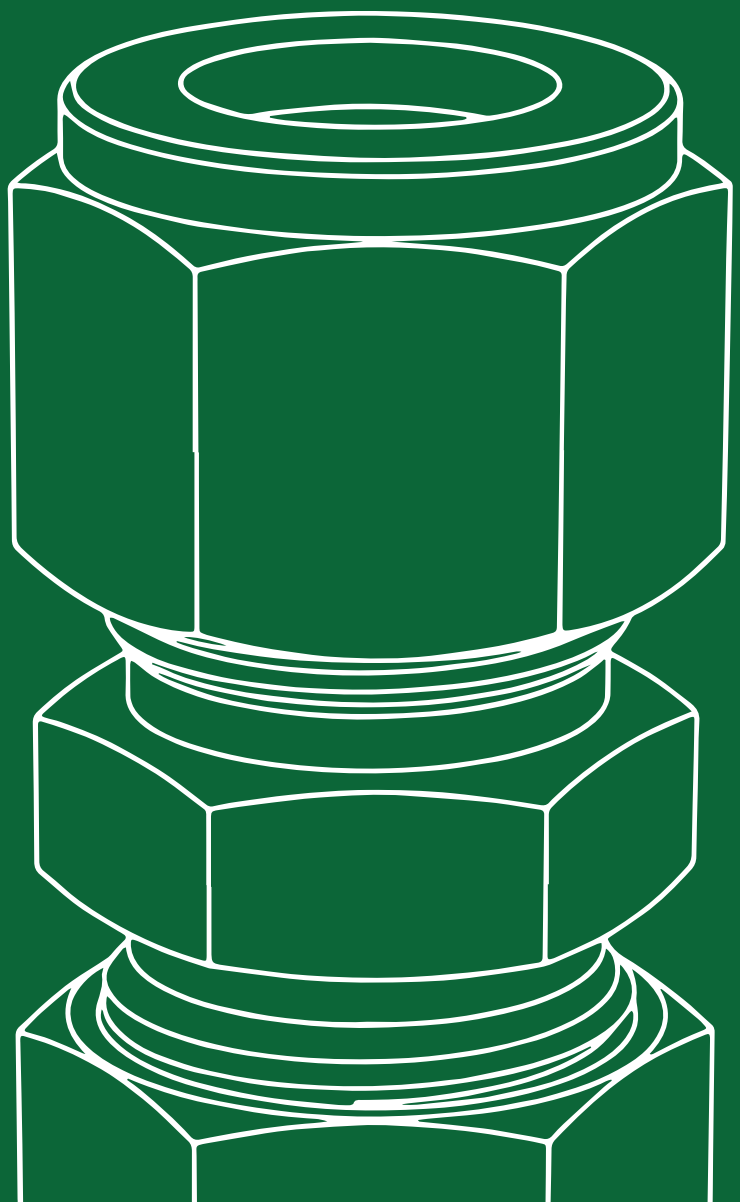

Instrumentation

High Pressure

Fitting A

Features & Specifications

Working pressure	1379 bar (20,000 psig)
Operating Temp.	-252°C to 649°C (-423°F to 1200°F)
High-strength 316 stainless steel material	

Odering Information and Dimensions

Dimensions are for reference only and see subject to change.

		Tube			
		T-Tube O.D. in.	Ordering Code	Dimension, in. (mm)	
				G	L
Glands	GL	1/4	TIGL-ZF4-SS	0.50(12.7)	0.58(14.7)
		3/8	TIGL-ZF6-SS	0.63(15.9)	0.73(18.5)
		9/16	TIGL-ZF9-SS	0.94(23.8)	0.88(22.4)
		3/4	TIGL-ZF12-SS	1.19(30.2)	1.00(25.4)
		1	TIGL-ZF16-SS	1.38(34.9)	1.38(35.1)
				D	L
Collars	ZT	1/4	TIZT-ZF4-SS	0.38(9.7)	0.22(5.6)
		3/8	TIZT-ZF6-SS	0.47(11.9)	0.25(6.4)
		9/16	TIZT-ZF9-SS	0.72(18.3)	0.31(7.9)
		3/4	TIZT-ZF12-SS	0.94(23.8)	0.37(9.4)
		1	TIZT-ZF16-SS	1.25(31.8)	0.50(12.7)
				D	L
Plugs	ZD	1/4	TIZD-ZF4-SS	0.38(9.7)	0.94(23.8)
		3/8	TIZD-ZF6-SS	0.47(11.9)	1.18(30.0)
		9/16	TIZD-ZF9-SS	0.72(18.3)	1.40(35.6)
		3/4	TIZD-ZF12-SS	0.94(23.8)	1.69(42.9)
		1	TIZD-ZF16-SS	1.25(31.8)	2.20(55.9)

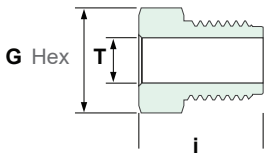

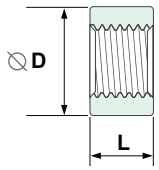

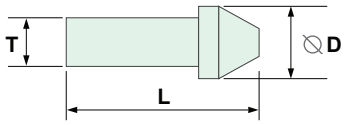

Cap ZC

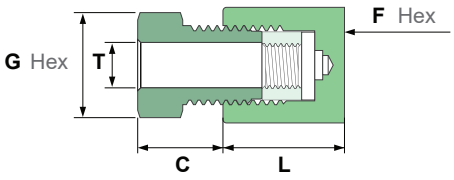

Tube					
T-Tube O.D. in.	Ordering Code	Dimension, in. (mm)			
		L	C	G	L
1/4	TIZC-ZF4-SS	0.81(20.6)	0.38(9.7)	0.50(12.7)	0.63(15.9)
3/8	TIZC-ZF6SS	1.13(28.6)	0.44(11.2)	0.63(15.9)	0.75(19.1)
9/16	TIZC-ZF9-SS	1.38(34.9)	0.55(14.0)	0.94(23.8)	1.00(25.4)
3/4	TIZC-ZF12-SS	1.75(44.5)	0.60(15.2)	1.19(30.2)	1.38(34.9)
1	TIZC-ZF16-SS	2.25(57.2)	0.74(18.7)	1.38(34.9)	1.75(44.5)

Unions MU

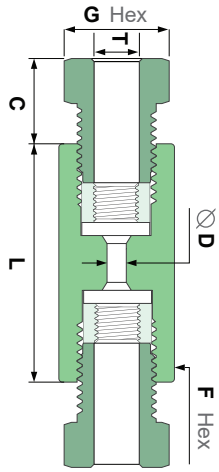

		L	C	D	G	F
1/4	TIMU-ZF4-SS	1.62(41.1)	0.38(9.7)	0.11(2.8)	0.50(12.7)	0.63(15.9)
3/8	TIMU-ZF6-SS	1.75(44.5)	0.44(11.2)	0.20(5.2)	0.63(15.9)	0.75(19.1)
9/16	TIMU-ZF9-SS	2.14(54.3)	0.55(14.0)	0.31(7.9)	0.94(23.8)	1.00(25.4)
3/4	TIMU-ZF12-SS	2.50(63.5)	0.60(15.2)	0.44(11.1)	1.19(30.2)	1.38(34.9)
1	TIMU-ZF16-SS	3.50(88.9)	0.74(18.7)	0.56(14.3)	1.38(34.9)	1.75(44.5)

Reducing Unions MU

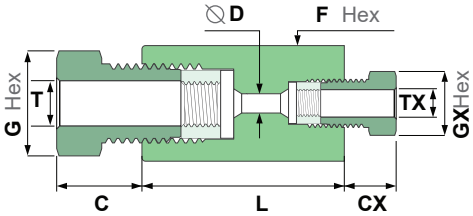

Tube									
T-Tube O.D. in.	T-Tube O.D. in.	Ordering Code	Dimension, in. (mm)						
			L	C	CX	D	G	Gx	L
3/8	1/4	TIMU-ZF6-ZF4-SS	1.75(44.5)	0.44(11.2)	0.38(9.7)	0.11(2.8)	0.63(15.9)	0.50(12.7)	0.75(19.1)
9/16	1/4	TIMU-ZF9-ZF4-SS	2.00(50.8)	0.55(14.0)	0.38(9.7)	0.11(2.8)	0.94(23.8)	0.50(12.7)	1.00(25.4)
9/16	3/8	TIMU-ZF9-ZF6-SS	2.00(50.8)	0.55(14.0)	0.44(11.2)	0.20(5.2)	0.94(23.8)	0.63(15.9)	1.00(25.4)
3/4	1/4	TIMU-ZF12-ZF4-SS	2.25(57.2)	0.60(15.2)	0.38(9.7)	0.11(2.8)	1.19(30.2)	0.50(12.7)	1.38(35.1)
3/4	3/8	TIMU-ZF12-ZF6-SS	2.25(57.2)	0.60(15.2)	0.44(11.2)	0.20(5.2)	1.19(30.2)	0.63(15.9)	1.38(35.1)
3/4	9/16	TIMU-ZF12-ZF9-SS	2.50(63.5)	0.60(15.2)	0.55(14.0)	0.31(7.9)	1.19(30.2)	0.94(23.8)	1.38(35.1)
1	1/4	TIMU-ZF16-ZF4-SS	2.75(69.9)	0.74(18.7)	0.38(9.7)	0.11(2.8)	1.38(34.9)	0.50(12.7)	1.75(44.5)
1	3/8	TIMU-ZF16-ZF6-SS	2.88(73.0)	0.74(18.7)	0.44(11.2)	0.20(5.2)	1.38(34.9)	0.63(15.9)	1.75(44.5)
1	9/16	TIMU-ZF16-ZF9-SS	3.00(76.2)	0.74(18.7)	0.55(14.0)	0.31(7.9)	1.38(34.9)	0.94(23.8)	1.75(44.5)
1	3/4	TIMU-ZF16-ZF12-SS	3.00(76.2)	0.74(18.7)	0.60(15.2)	0.44(11.2)	1.38(34.9)	1.19(30.2)	1.75(44.5)

Bulkhead Union

MCU

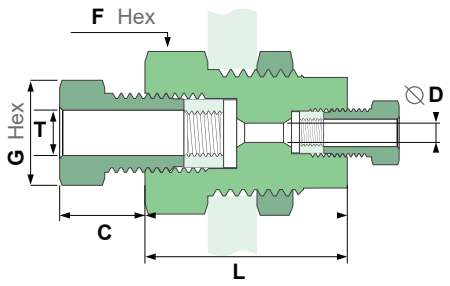

Tube									
T-Tube O.D. in.	T-Tube O.D. in.	Ordering Code	Dimension, in. (mm)						
			L	C	D	G	F	Panel Hole Size	MAX.Panel Thickness
3/8	1/4	TIMCU-ZF4-SS	1.88(47.8)	0.38(9.7)	0.11(2.8)	0.50(12.7)	1.00(25.4)	0.81(20.6)	0.38(9.7)
9/16	1/4	TIMCU-ZF6-SS	2.00(50.8)	0.44(11.2)	0.20(5.2)	0.63(15.9)	1.06(27.0)	0.94(23.9)	0.38(9.7)
9/16	3/8	TIMCU-ZF9-SS	2.38(60.5)	0.55(14.0)	0.31(7.9)	0.94(23.8)	1.38(34.9)	1.13(28.6)	0.38(9.7)
3/4	1/4	TIMCU-ZF12-SS	2.62(66.5)	0.60(15.2)	0.44(11.2)	1.19(30.2)	1.88(47.6)	1.69(42.9)	0.38(9.7)
3/4	3/8	TIMCU-ZF16-SS	3.50(88.9)	0.74(18.7)	0.56(14.3)	1.38(34.9)	2.13(54.0)	1.94(49.3)	0.38(9.7)

Union Elbows

MLU

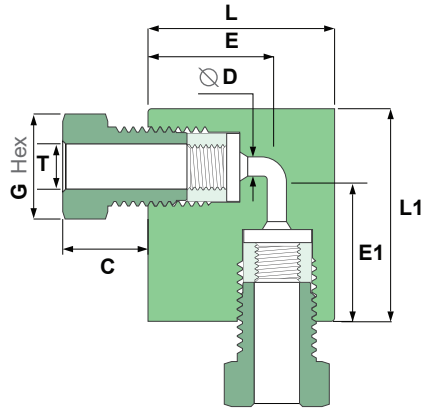

Tube									
T-Tube O.D. in.	Ordering Code	Dimension, in. (mm)							
		C	D	G	L	E	L1	E1	Thickness
1/4	TIMLU-ZF4-SS	0.38(9.7)	0.11(2.8)	0.50(12.7)	1.12(28.4)	0.75(19.1)	1.12(28.4)	0.75(19.1)	0.63(15.9)
3/8	TIMLU-ZF6-SS	0.44(11.2)	0.20(5.2)	0.63(15.9)	1.38(34.9)	1.00(25.4)	1.38(34.9)	1.00(25.4)	0.75(19.1)
9/16	TIMLU-ZF9-SS	0.55(14.0)	0.31(7.9)	0.94(23.8)	1.75(44.5)	1.25(31.8)	1.75(44.5)	1.25(31.8)	1.00(25.4)
3/4	TIMLU-ZF12-SS	0.60(15.2)	0.44(11.1)	1.19(30.2)	2.25(57.2)	1.50(38.1)	2.25(57.2)	1.50(38.1))	1.38(34.9)
1	TIMLU-ZF16-SS	0.74(18.7)	0.56(14.3)	1.38(34.9)	3.00(76.2)	2.06(52.3)	3.00(76.2)	2.06(52.3)	1.75(44.5)

Union Tees

MT

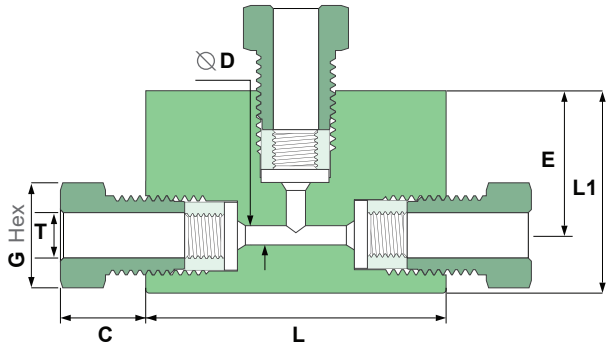

Tube								
T-Tube O.D. in.	Ordering Code	Dimension, in. (mm)						
		C	D	G	L	L1	E	Thickness
1/4	TIMT-ZF4-SS	0.38(9.7)	0.11(2.8)	0.50(12.7)	1.50(38.1)	1.12(28.4)	0.75(19.1)	0.63(15.9)
3/8	TIMT-ZF6-SS	0.44(11.2)	0.20(5.2)	0.63(15.9)	2.00(50.8)	1.38(34.9)	1.00(25.4)	0.75(19.1)
9/16	TIMT-ZF9-SS	0.55(14.0)	0.31(7.9)	0.94(23.8)	2.50(63.5)	1.75(44.5)	1.25(31.8)	1.00(25.4)
3/4	TIMT-ZF12-SS	0.60(15.2)	0.44(11.2)	1.19(30.2)	3.00(76.2)	2.25(57.2)	1.50(38.1)	1.38(34.9)
1	TIMT-ZF16-SS	0.74(18.7)	0.56(14.3)	1.38(34.9)	4.12(104.6)	3.00(76.2)	2.06(52.3)	1.75(44.5)

Union Crosses

MS

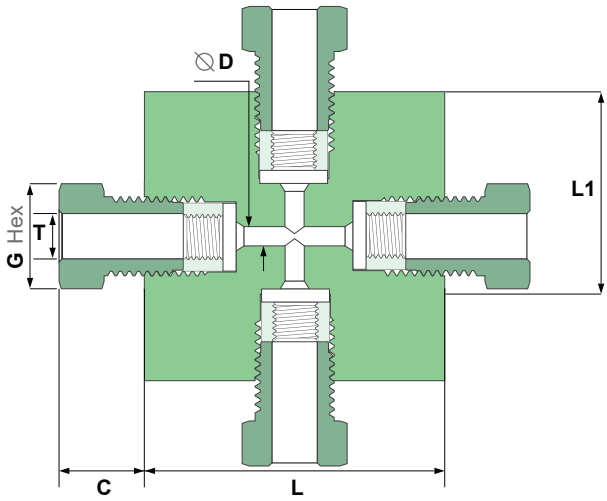

Tube							
T-Tube O.D. in.	Ordering Code	Dimension, in. (mm)					
		C	D	G	L	L1	Thickness
1/4	TIMS-ZF4-SS	0.38(9.7)	0.11(2.8)	0.50(12.7)	1.50(38.1)	1.50(38.1)	0.63(15.9)
3/8	TIMS-ZF6-SS	0.44(11.2)	0.20(5.2)	0.63(15.9)	2.50(50.8)	2.00(50.8)	0.75(19.1)
9/16	TIMS-ZF9-SS	0.55(14.0)	0.31(7.9)	0.94(23.8)	2.50(63.5)	2.50(63.5)	1.00(25.4)
3/4	TIMS-ZF12-SS	0.60(15.2)	0.44(11.1)	1.19(30.2)	3.00(76.2)	3.00(76.2)	1.38(34.9)
1	TIMS-ZF16-SS	0.74(18.7)	0.56(14.3)	1.38(34.9)	4.12(104.6)	4.12(104.6)	1.75(44.5)

Instrumentation

High Pressure

Fitting B

		Tube		
		T-Tube O.D. in.	Ordering Code	Dimension, in. (mm) G
Nuts	N	1/8	TIN-GJ2-SS	0.37(9.5)
		1/4	TIN-GJ4-SS	0.63(15.9)
		3/8	TIN-GJ6-SS	0.75(19.1)
		1/2	TIN-GJ8-SS	0.94(23.8)
		9/16	TIN-GJ9-SS	1.06(27.0)
		3/4	TIN-GJ12-SS	1.38(34.9)
		1	TIN-GJ16-SS	1.88(47.6)
Front Ferrules	FF	1/8	TI-HPFBFF-SS-GJ2	
		1/4	TI-HPFBFF-SS-GJ4	
		3/8	TI-HPFBFF-SS-GJ6	
		1/2	TI-HPFBFF-SS-GJ8	
		9/16	TI-HPFBFF-SS-GJ9	
		3/4	TI-HPFBFF-SS-GJ12	
		1	TI-HPFBFF-SS-GJ16	
Rear Ferrules	HK	1/8	TIHK-GJ2-SS	
		1/4	TIHK-GJ4-SS	
		3/8	TIHK-GJ6-SS	
		1/2	TIHK-GJ8-SS	
		9/16	TIHK-GJ9-SS	
		3/4	TIHK-GJ12-SS	
		1	TIHK-GJ16-SS	

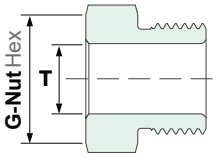

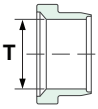

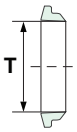

		Tube						
		T-Tube O.D. in.	Ordering Code	Dimension, in. (mm)				
				L	C	E	F	G
Plugs	GD	1/8	TIGD-GJ2-SS	0.95(24.2)				
		1/4	TIGD-GJ4-SS	1.20(30.4)				
		3/8	TIGD-GJ6-SS	1.19(30.2)				
		1/2	TIGD-GJ8-SS	1.36(34.6)				
		9/16	TIGD-GJ9-SS	1.73(44.0)				
		3/4	TIGD-GJ12-SS	2.30(58.3)				
		1	TIGD-GJ16-SS	2.64(67.0				
Caps	GDC	1/8	TIGDC-GJ2-SS	1.22(31.1)	1.70(43.1)		0.50(12.7)	0.37(9.5)
		1/4	TIGDC-GJ4-SS	1.70(43.1)	1.38(35.2)		0.63(15.9)	0.63(15.9)
		3/8	TIGDC-GJ6-SS	1.76(44.8)	1.42(36.1)		0.75(19.1)	0.75(19.1)
		1/2	TIGDC-GJ8-SS	1.85(47.0)	1.56(39.6)		1.00(25.4)	0.94(23.8)
		9/16	TIGDC-GJ9-SS	2.46(62.6)	1.93(49.0)		1.13(28.6)	1.06(27.0)
		3/4	TIGDC-GJ12-SS	3.22(81.9)	2.49(63.3)		1.50(38.1)	1.38(34.9)
		1	TIGDC-GJ16-SS	4.06(103.2)	3.24(82.3)		2.00(50.8)	1.88(47.6)
Unions	GU	1/8	TIGU-GJ2-SS	2.45(62.2)	1.07(27.2))	0.09(2.4)	0.37(9.5)	0.37(9.5)
		1/4	TIGU-GJ4-SS	3.00(76.2)	1.38(35.2)	0.19(4.8)	0.63(15.9)	0.63(15.9)
		3/8	TIGU-GJ6-SS	3.07(77.9)	1.42(36.1)	0.25(6.4)	0.75(19.1)	0.75(19.1)
		1/2	TIGU-GJ8-SS	3.36(85.4)	1.56(39.6)	0.37(9.5)	1.00(25.4)	0.94(23.8)
		9/16	TIGU-GJ9-SS	4.11(104.4)	1.93(49.0)	0.41(10.4)	1.13(28.6)	1.06(27.0)
		3/4	TIGU-GJ12-SS	5.38(136.7)	2.49(63.3)	0.56(14.2)	1.50(38.1)	1.38(34.9)
		1	TIGU-GJ16-SS	7.06(179.3)	3.24(82.3)	0.69(17.5)	2.00(50.8)	1.88(47.6)

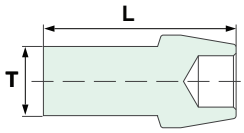

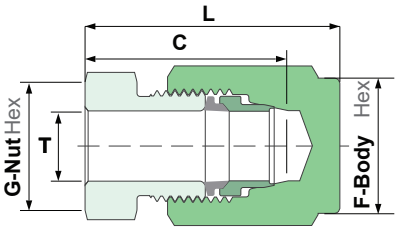

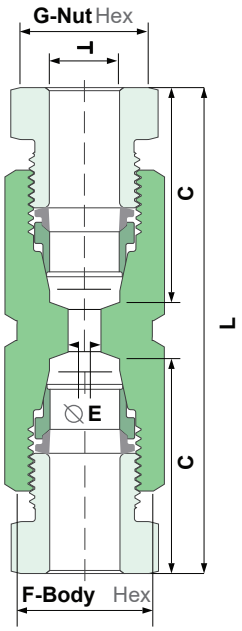

Reducing Unions GU

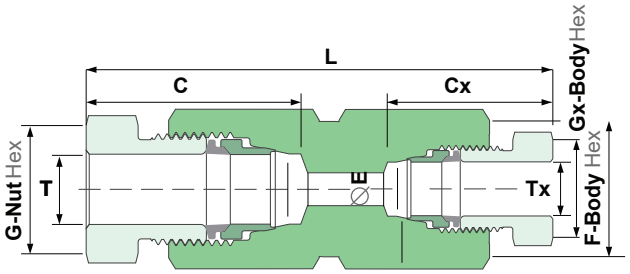

Tube									
T-Tube O.D. in.	TX-Tube O.D. in.	Ordering Code	Dimension, in. (mm)						
			L	C	CX	E	F	G	Gx
1/4	1/8	TIGU-GJ4-GJ2-SS	2.73(69.4)	1.39(35.2)	1.07(27.2)	0.09(2.4)	0.63(15.9)	0.63(15.9)	0.37(9.5)
3/8	1/8	TIGU-GJ6-GJ2-SS	2.77(70.3)	1.42(36.1)	1.07(27.2)	0.09(2.4)	0.75(19.1)	0.75(19.1)	0.37(9.5)
3/8	1/4	TIGU-GJ6-GJ4-SS	3.06(77.6)	1.42(36.1)	1.39(35.2)	0.19(4.8)	0.75(19.1)	0.75(19.1)	0.63(15.9)
1/2	1/4	TIGU-GJ8-GJ4-SS	3.35(85.1)	1.56(39.6)	1.39(35.2)	0.19(4.8)	1.00(25.4)	0.94(23.8)	0.63(15.9)
1/2	3/8	TIGU-GJ8-GJ6-SS	3.32(84.3)	1.56(39.6)	1.42(36.1)	0.25(6.4)	1.00(25.4)	0.94(23.8)	0.75(19.1)
9/16	1/2	TIGU-GJ9-GJ8-SS	4.04(102.5)	1.93(49.0)	1.56(39.6)	0.37(9.5)	1.13(28.6)	1.06(27.0)	0.94(23.8)
3/4	1/2	TIGU-GJ12-GJ8-SS	4.73(120.2)	2.49(63.3)	1.56(39.6)	0.37(9.5)	1.50(38.1)	1.38(34.9)	0.94(23.8)
1	1/2	TIGU-GJ16-GJ8-SS	5.35(135.9)	3.24(82.3)	1.56(39.6)	0.37(9.5)	2.00(50.8)	1.88(47.6)	0.94(23.8)

Bulkhead Unions GCU

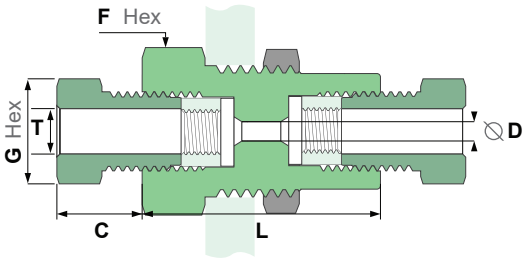

Tube									
	T-Tube O.D. in.	Ordering Code	Dimension, in. (mm)							
			L	C	E	F	G	Gx	Panel Hole Size	Max. Panel Thickness
	1/8	TIGCU-GJ2-SS	2.95(75.0)	1.07(27.2)	0.09(2.4)	0.75(19.1)	0.37(9.5)	0.81(20.6)	0.69(17.5)	0.38(9.7)
	1/4	TIGCU-GJ4-SS	3.27(83.1)	1.38(35.2)	0.19(4.8)	1.00(25.4)	0.63(15.9)	1.06(27.0)	0.94(23.9)	0.38(9.7)
	3/8	TIGCU-GJ6-SS	3.21(81.6)	1.42(36.1)	0.25(6.4)	1.00(25.4)	0.75(19.1)	1.06(27.0)	0.94(23.9)	0.38(9.7)
	1/2	TIGCU-GJ8-SS	3.95(99.8)	1.56(39.6)	0.37(9.5)	1.38(34.9)	0.94(23.8)	1.38(34.9)	1.13(28.6)	0.38(9.7)
	9/16	TIGCU-GJ9-SS	4.64(117.8)	1.93(49.0)	0.41(10.4)	1.63(41.3)	1.06(27.0)	1.63(41.3)	1.33(33.7)	0.38(9.7)
	3/4	TIGCU-GJ12-SS	5.82(147.9)	2.49(63.3)	0.56(14.2)	1.87(47.6)	1.38(34.9)	1.87(47.6)	1.64(41.7)	0.38(9.7)
	1	TIGCU-GJ16-SS	7.45(189.3)	3.24(82.3)	0.69(17.5)	2.50(63.5)	1.88(47.6)	2.50(63.5)	2.27(57.6)	0.38(9.7)

Male Connectors

GMC

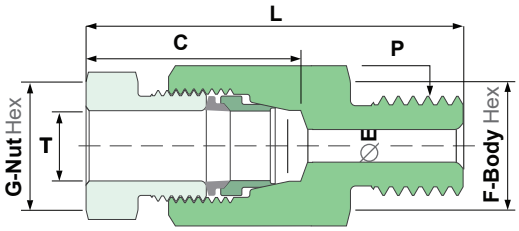

Tube							NPT
T-Tube O.D. in.	P-NPT Size in.	Ordering Code	Dimension, in. (mm)				
			L	C	E	F	G
1/8	1/8	TIGMC-GJ2-NPT2-SS	1.60(40.6)	1.07(27.2)	0.09(2.4)	0.50(12.7)	0.37(9.5)
1/8	1/4	TIGMC-GJ2-NPT4-SS	1.72(43.8)	1.07(27.2)	0.09(2.4)	0.56(14.3)	0.37(9.5)
1/8	3/8	TIGMC-GJ2-NPT6-SS	1.72(43.8)	1.07(27.2)	0.09(2.4)	0.69(17.5)	0.37(9.5)
1/4	1/8	TIGMC-GJ4-NPT2-SS	1.95(49.5)	1.39(35.2)	0.19(4.8)	0.63(15.9)	0.63(15.9)
1/4	1/4	TIGMC-GJ4-NPT4-SS	2.08(52.8)	1.39(35.2)	0.19(4.8)	0.63(15.9)	0.63(15.9)
1/4	3/8	TIGMC-GJ4-NPT6-SS	2.08(52.8)	1.39(35.2)	0.19(4.8)	0.69(17.5)	0.63(15.9)
1/4	1/2	TIGMC-GJ4-NPT8-SS	2.32(59.0)	1.39(35.2)	0.19(4.8)	0.87(22.2)	0.63(15.9)
3/8	1/4	TIGMC-GJ6-NPT4-SS	2.17(55.1)	1.42(36.1)	0.25(6.4)	0.75(19.1)	0.75(19.1)
3/8	3/8	TIGMC-GJ6-NPT6-SS	2.17(55.1)	1.42(36.1)	0.25(6.4)	0.75(19.1)	0.75(19.1)
3/8	1/2	TIGMC-GJ6-NPT8-SS	2.30(58.3)	1.42(36.1)	0.25(6.4)	0.87(22.2)	0.75(19.1)
1/2	1/4	TIGMC-GJ8-NPT4-SS	2.53(64.3)	1.56(39.6)	0.25(6.4)	1.00(25.4)	0.94(23.8)
1/2	3/8	TIGMC-GJ8-NPT6-SS	2.53(64.3)	1.56(39.6)	0.31(7.9)	1.00(25.4)	0.94(23.8)
1/2	1/2	TIGMC-GJ8-NPT8-SS	2.65(67.4)	1.56(39.6)	0.37(9.5)	1.00(25.4)	0.94(23.8)
1/2	3/4	TIGMC-GJ8-NPT12-SS	2.53(64.3)	1.56(39.6)	0.37(9.5)	1.06(27.0)	0.94(23.8)
9/16	1/4	TIGMC-GJ9-NPT4-SS	3.03(77.0)	1.93(49.0)	0.25(6.4)	1.13(28.6)	1.06(27.0)
9/16	1/2	TIGMC-GJ9-NPT8-SS	3.11(79.1)	1.93(49.0)	0.38(9.6)	1.13(28.6)	1.06(27.0)
3/4	1/2	TIGMC-GJ12-NPT8-SS	3.74(95.1)	2.49(63.3)	0.38(9.6)	1.50(38.1)	1.38(34.9)
3/4	3/4	TIGMC-GJ12-NPT12-SS	3.74(95.1)	2.49(63.3)	0.56(14.2)	1.50(38.1)	1.38(34.9)
3/4	1	TIGMC-GJ12-NPT16-SS	3.83(97.4)	2.49(63.3)	0.56(14.2)	1.50(38.1)	1.38(34.9)
1	1/2	TIGMC-GJ16-NPT8-SS	4.46(113.2)	3.24(82.3)	0.38(9.6)	2.00(50.8)	1.88(47.6)
1	3/4	TIGMC-GJ16-NPT12-SS	4.46(113.2)	3.24(82.3)	0.58(14.8)	2.00(50.8)	1.88(47.6)
1	1	TIGMC-GJ16-NPT16-SS	4.65(118.1)	3.24(82.3)	0.69(17.5)	2.00(50.8)	1.88(47.6)

Female Connectors GMF

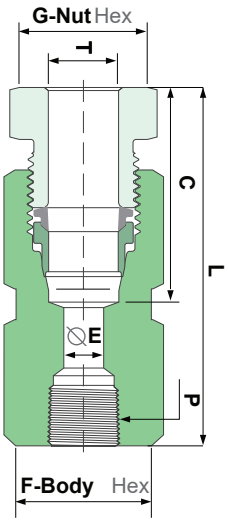

Tube							NPT
P-NPT Size in.	T-Tube O.D. in.	Ordering Code	Dimension, in. (mm)				
			L	C	E	F	G
1/8	1/8	TIGMF-GJ2-FNPT2-SS	1.97(50.1)	1.07(27.2)	0.09(2.4)	0.63(15.9)	0.37(9.5)
1/8	1/4	TIGMF-GJ2-FNPT4-SS	2.01(53.3)	1.07(27.2)	0.09(2.4)	0.94(23.8)	0.37(9.5)
1/4	1/4	TIGMF-GJ4-FNPT4-SS	2.33(59.1)	1.38(35.2)	0.19(4.8)	0.94(23.8)	0.63(15.9)
3/8	1/4	TIGMF-GJ6-FNPT4-SS	2.29(58.1)	1.42(36.1)	0.25(6.4)	0.94(23.8)	0.75(19.1)
1/2	1/4	TIGMF-GJ8-FNPT4-SS	2.78(70.6)	1.56(39.6)	0.37(9.5)	1.00(25.4)	0.94(23.8)
1/2	1/2	TIGMF-GJ8-FNPT8-SS	3.03(77.0)	1.56(39.6)	0.37(9.5)	1.38(34.9)	0.94(23.8)
3/4	1/2	TIGMF-GJ12-FNPT8-SS	3.85(97.8)	2.49(63.3)	0.56(14.2)	1.50(38.1)	1.38(34.9)
1	1	TIGMF-GJ16-FNPT16-SS	4.75(120.7)	3.24(82.3)	0.69(17.5)	2.00(50.8)	1.88(47.6)

Union Elbows GLU

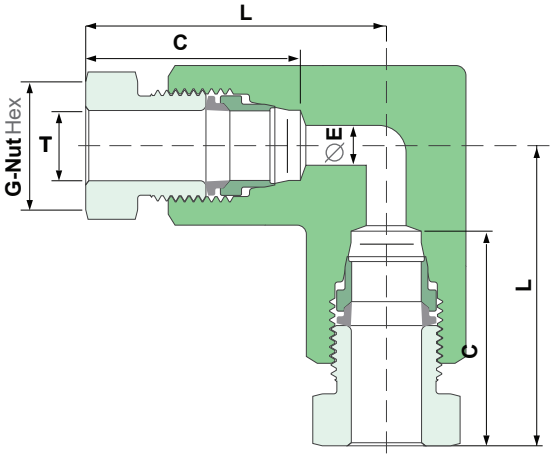

Tube						
T-Tube O.D. in.	Ordering Code	Dimension, in. (mm)				
		L	C	E	F	G
1/8	TIGLU-GJ2-SS	1.29(32.7)	1.07(27.2)	0.09(2.4)	0.63(15.9)	0.37(9.5)
1/4	TIGLU-GJ4-SS	1.70(43.1)	1.38(35.2)	0.19(4.8)	0.63(15.9)	0.63(15.9)
3/8	TIGLU-GJ6-SS	1.67(42.4)	1.42(36.1)	0.25(6.4)	0.75(19.1)	0.75(19.1)
1/2	TIGLU-GJ8-SS	2.03(51.6)	1.56(39.6)	0.37(9.5)	1.00(25.4)	0.94(23.8)
9/16	TIGLU-GJ9-SS	2.43(61.8)	1.93(49.0)	0.41(10.4)	1.38(34.9)	1.06(27.0)
3/4	TIGLU-GJ12-SS	3.11(79.1)	2.49(63.3)	0.56(14.2)	1.50(38.1)	1.38(34.9)
1	TIGLU-GJ16-SS	4.14(105.2)	3.24(82.3)	0.69(17.5)	2.00(50.8)	1.88(47.6)

Union Reducing Elbows GLM

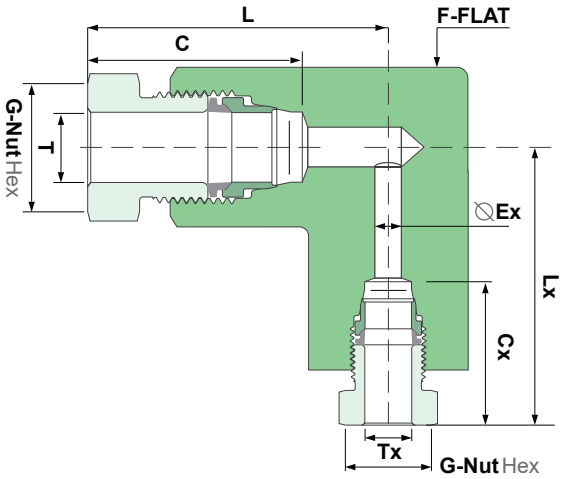

Tube										
T-Tube O.D. in.	TX-Tube O.D. in.	Ordering Code	Dimension, in. (mm)							
			L	Lx	C	Cx	Ex	F	G	Gx
1/4	1/8	TIGLM-GJ2-NPT2-SS	1.70(43.1)	1.37(34.7)	1.38(35.2)	1.07(27.2)	0.09(2.4)	0.63(15.9)	0.63(15.9)	0.37(9.5)
3/8	1/8	TIGLM-GJ2-NPT2-SS	1.67(42.4)	1.33(33.7)	1.42(36.1)	1.07(27.2)	0.09(2.4)	0.75(19.1)	0.75(19.1)	0.37(9.5)
3/8	1/4	TIGLM-GJ2-NPT2-SS	1.67(42.4)	1.70(43.1)	1.42(36.1)	1.38(35.2)	0.19(4.8)	0.75(19.1)	0.75(19.1)	0.63(15.9)
1/2	1/4	TIGLM-GJ2-NPT2-SS	2.03(51.6)	1.95(49.5)	1.56(39.6)	1.38(35.2)	0.19(4.8)	0.94(23.8)	1.00(25.4)	0.63(15.9)
1/2	3/8	TIGLM-GJ2-NPT2-SS	2.03(51.6)	1.96(49.8)	1.56(39.6)	1.42(36.1)	0.25(6.4)	0.94(23.8)	1.00(25.4)	0.75(19.1)
9/16	1/2	TIGLM-GJ2-NPT2-SS	2.43(61.8)	2.37(60.2)	1.93(49.0)	1.56(39.6)	0.37(9.5)	1.38(34.9)	1.06(27.0)	0.94(23.8)
3/4	1/2	TIGLM-GJ2-NPT2-SS	3.11(79.1)	2.49(63.3)	2.49(63.3)	1.56(39.6)	0.37(9.5)	1.50(38.1)	1.38(34.9)	0.94(23.8)
1	1/2	TIGLM-GJ2-NPT2-SS	4.14(105.2)	2.47(62.8)	3.24(82.3)	1.56(39.6)	0.37(9.5)	2.00(50.8)	1.88(47.6)	0.94(23.8)
1	9/16	TIGLM-GJ2-NPT2-SS	4.14(105.2)	2.82(71.6)	3.24(82.3)	1.93(49.0)	0.41(10.4)	2.00(50.8)	1.88(47.6)	1.06(27.0)
1	3/4	TIGLM-GJ2-NPT2-SS	4.14(105.2)	3.45(87.6)	3.24(82.3)	2.49(63.3)	0.56(14.2)	2.00(50.8)	11.88(47.6)	1.38(34.9)

Union Tees JGT

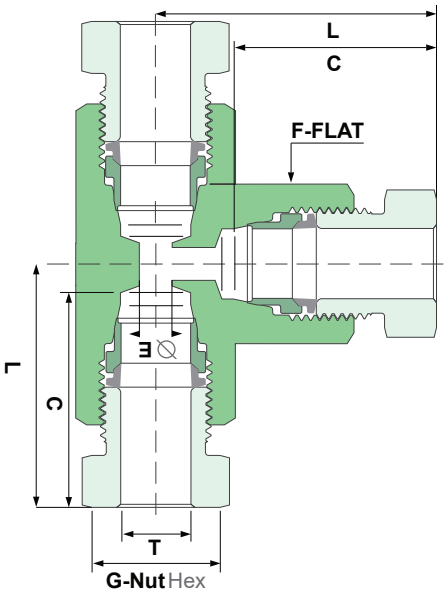

Tube						
T-Tube O.D. in.	Ordering Code	Dimension, in. (mm)				
		L	C	E	F	G
1/8	TIJGT-GJ2-SS	1.37(34.7)	1.07(27.2)	0.09(2.4)	0.63(15.9)	0.37(9.5)
1/4	TIJGT-GJ4-SS	1.70(43.1)	1.38(35.2)	0.19(4.8)	0.63(15.9)	0.63(15.9)
3/8	TIJGT-GJ6-SS	1.67(42.4)	1.42(36.1)	0.25(6.4)	0.75(19.1)	0.75(19.1)
1/2	TIJGT-GJ8-SS	2.03(51.6)	1.56(39.6)	0.37(9.5)	1.00(25.4)	0.94(23.8)
9/16	TIJGT-GJ9-SS	2.43(61.8)	1.93(49.0)	0.41(10.4)	1.38(34.9)	1.06(27.0)
1/2	TIJGT-GJ12-SS	3.11(79.1)	2.49(63.3)	0.56(14.2)	1.50(38.1)	1.38(34.9)
9/16	TIJGT-GJ16-SS	4.14(105.2)	3.24(82.3)	0.69(17.5)	2.00(50.8)	1.88(47.6)

Union Reducing Elbows GLM

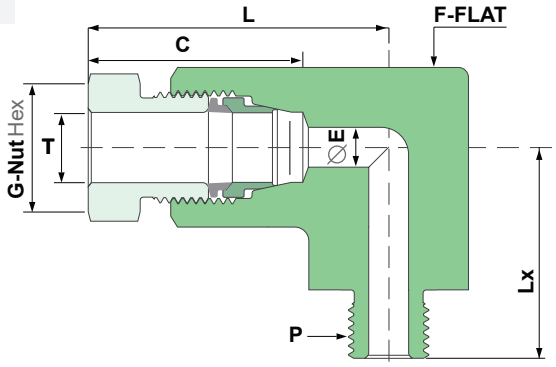

Tube								
T-Tube O.D. in.	P-NPT Size in.	Ordering Code	Dimension, in. (mm)					
			L	Lx	C	E	F	G
1/8	1/8	TIGLM-GJ2-NPT2-SS	1.29(32.7)	0.79(20.0)	1.07(27.2)	0.09(2.4)	0.63(15.9)	0.37(9.5)
1/8	1/4	TIGLM-GL2-NPT4-SS	1.39(35.3)	1.00(25.4)	1.07(27.2)	0.09(2.4)	0.63(15.9)	0.37(9.5)
1/8	3/8	TIGLM-GL2-NPT6-SS	1.47(37.4)	1.00(25.4)	1.07(27.2)	0.09(2.4)	0.75(19.1)	0.37(9.5)
1/4	1/4	TIGLM-GL4-NPT4-SS	1.70(43.1)	0.94(23.8)	1.38(35.2)	0.19(4.8)	0.63(15.9)	0.63(15.9)
1/4	3/8	TIGLM-GL4-NPT6-SS	1.70(43.1)	1.00(25.4)	1.38(35.2)	0.19(4.8)	0.75(19.1)	0.63(15.9)
3/8	1/2	TIGLM-GL4-NPT8-SS	1.70(43.1)	1.38(34.9)	1.38(35.2)	0.19(4.8)	1.00(25.4)	0.63(15.9)
3/8	1/4	TIGLM-GL6-NPT4-SS	1.67(42.4)	1.00(25.4)	1.42(36.1)	0.25(6.4)	0.75(19.1)	0.75(19.1)
3/8	3/8	TIGLM-GL6-NPT6-SS	1.67(42.4)	1.06(27.0)	1.42(36.1)	0.25(6.4)	0.75(19.1)	0.75(19.1)
1/2	1/2	TIGLM-GL6-NPT8-SS	1.67(42.4)	1.38(34.9)	1.42(36.1)	0.25(6.4)	1.00(25.4)	0.75(19.1)
1/2	1/4	TIGLM-GL8-NPT4-SS	2.03(51.6)	1.19(30.2)	1.56(39.6)	0.25(6.4)	1.00(25.4)	0.94(23.8)
1/2	3/8	TIGLM-GL8-NPT6-SS	2.03(51.6)	1.19(30.2)	1.56(39.6)	0.31(7.9)	1.00(25.4)	0.94(23.8)
9/16	1/2	TIGLM-GL8-NPT8-SS	2.03(51.6)	1.38(35.2)	1.56(39.6)	0.37(9.5)	1.00(25.4)	0.94(23.8)
3/4	1/2	TIGLM-GL9-NPT8-SS	2.43(61.8)	1.56(39.6)	1.93(49.0)	0.38(9.6)	1.38(34.9)	1.06(27.0)
3/4	1/2	TIGLM-GL12-NPT8-SS	3.11(79.1)	1.73(44.0)	2.49(63.3)	0.38(9.6)	1.50(38.1)	1.38(34.9)
3/4	3/4	TIGLM-GL12-NPT12-SS	3.11(79.1)	1.73(44.0)	2.49(63.3)	0.58(14.8)	1.50(38.1)	1.38(34.9)
1	1/2	TIGLM-GL16-NPT8-SS	4.14(105.2)	2.06(52.4)	3.24(82.3)	0.38(9.6)	2.00(50.8)	1.88(47.6)
1	3/4	TIGLM-GL16-NPT12-SS	4.14(105.2)	2.06(52.4)	3.24(82.3)	0.58(14.8)	2.00(50.8)	1.88(47.6)
1	1	TIGLM-GL16-NPT16-SS	4.14(105.2)	2.25(57.2)	3.24(82.3)	0.69(17.5)	2.00(50.8)	1.88(47.6)

Male Branch Tees GT

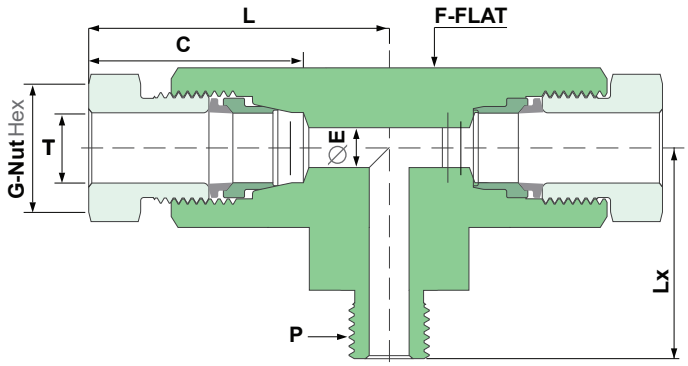

Tube								NPT
T-Tube O.D. in.	TX-Tube O.D. in.	Ordering Code	Dimension, in. (mm)					
			L	Lx	C	E	F	G
1/8	1/8	TIGT-GL2-NPT2-SS	1.37(34.7)	0.79(20.0)	1.07(27.2)	0.09(2.4)	0.63(15.9)	0.37(9.5)
1/8	1/4	TIGT-GL2-NPT4-SS	1.37(34.7)	1.00(25.4)	1.07(27.2)	0.09(2.4)	0.63(15.9)	0.37(9.5)
1/4	1/8	TIGT-GL4-NPT2-SS	1.70(43.1)	0.81(20.6)	1.38(35.2)	0.19(4.8)	0.63(15.9)	0.63(15.9)
1/4	1/4	TIGT-GL4-NPT4-SS	1.70(43.1)	1.00(25.4)	1.38(35.2)	0.19(4.8)	0.63(15.9)	0.63(15.9)
3/8	1/4	TIGT-GL6-NPT4-SS	1.67(42.4)	1.06(27.0)	1.42(36.1)	0.25(6.4)	0.75(19.1)	0.75(19.1)
1/2	1/4	TIGT-GL8-NPT4-SS	2.03(51.6)	1.19(30.2)	1.56(39.6)	0.25(6.4)	1.00(25.4)	0.94(23.8)
1/2	3/8	TIGT-GL8-NPT6-SS	2.03(51.6)	1.19(30.2)	1.56(39.6)	0.31(7.9)	1.00(25.4)	0.94(23.8)
3/4	3/4	TIGT-GL12-NPT12-SS	3.11(79.1)	1.73(44.0)	2.49(63.3)	0.56(14.2)	1.50(38.1)	1.38(34.9)
1	1/2	TIGT-GL16-NPT8-SS	4.14(105.2)	2.06(52.4)	3.24(82.3)	0.38(9.6)	2.00(50.8)	1.88(47.6)
1	3/4	TIGT-GL16-NPT12-SS	4.14(105.2)	2.06(52.4)	3.24(82.3)	0.58(14.8)	2.00(50.8)	1.88(47.6)
1	1	TIGT-GL16-NPT16-SS	4.14(105.2)	2.25(57.2)	3.24(82.3)	0.69(17.5)	2.00(50.8)	1.88(47.6)

Union Crosses GS

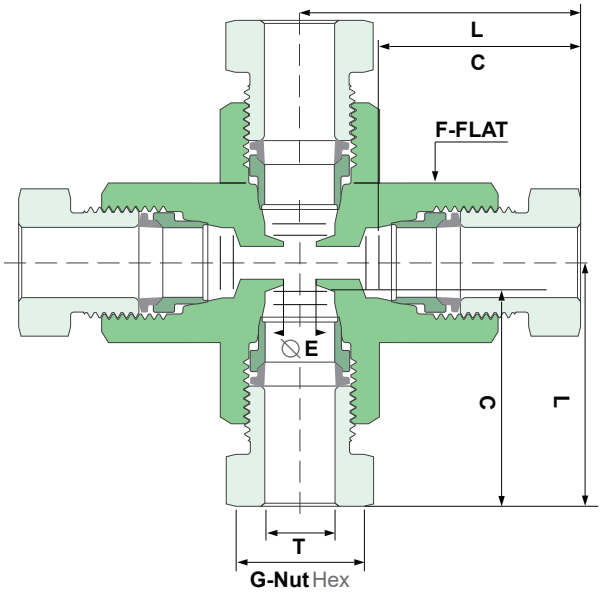

Tube						
T-Tube O.D. in.	Ordering Code	Dimension, in. (mm)				
		L	C	E	F	G
1/8	TIGS-GJ2-SS	1.37(34.7)	1.07(27.2)	0.09(2.4)	0.63(15.9)	0.37(9.5)
1/4	TIGS-GJ4-SS	1.70(43.1)	1.38(35.2)	0.19(4.8)	0.63(15.9)	0.63(15.9)
3/8	TIGS-GJ6-SS	1.67(42.4)	1.42(36.1)	0.25(6.4)	0.75(19.1)	0.75(19.1)
1/2	TIGS-GJ8-SS	2.03(51.6)	1.56(39.6)	0.37(9.5)	1.00(25.4)	0.94(23.8)
9/16	TIGS-GJ9-SS	2.43(61.8)	1.93(49.0)	0.41(10.4)	1.38(34.9)	1.06(27.0)
3/4	TIGS-GJ12-SS	3.11(79.1)	2.49(63.3)	0.56(14.2)	1.50(38.1)	1.38(34.9)
1	TIGS-GJ16-SS	4.14 (105.2)	3.24(82.3)	0.69(17.5)	2.00(50.8)	1.88(47.6)

Instrumentation

High Pressure HP Fitting A or B

Series	Meterial		Fitting Type		Connecting					
					P1 Type		P1 Size		P2, P3 and P4	
Code	Code	Spec	Code	Spec	Code	Spec	Code	Spec	Code	Spec
TI	SS	316 SS	GL	Gland	ZF	Female High Pressure	4	1/4”	ZF	Female High Pressure
	SL	316L SS	ZT	Collar			6	3/8”		
			ZD	Plug			9	9/16”		
			ZC	Cap			12	3/4”		
			MU	Union			16	1”		
			MU	Reducing Union						
			MCU	Bulkhead Union						
			ML	Union Elbow						
			MT	Union Tee						
			MS	Union Cross						

					P1 Type		P1 Size		P2 Type		P2 Size	P3 and P4 Type
TI			N	Nut	Code	Spec	Code	Spec	Code	Spec	Spec	Spec
			QK	Front Ferrule	GJ	20,000psig Female	2	1/8”	NPT	Male NPT	Speci-fied in the same way as the P1	Specified in the same way as the P1
			HK	Rear Ferrule			4	1/4”	FNPT	Female NPT		
			GD	Plug			6	3/8”	Except the same as the P1, the other types are as follows			
			GDC	Cap			8	1/2”				
			GU	Union			9	9/16”				
			GU	Reducing Union			12	3/4”				
			GCU	Bulkhead Union			16	1”				
			GMC	Male Connector								
			GFC	Female Connector								
			GLU	Union Elbow								
			GLU	Union Reducing Elbow								
			GLM	Male Elbow								
			GT	Union Tee								
			GT	Male Branch Tee								
			GS	Union Cross								

WARNING
Do not mix/interchange ***TIKA*** products or components not governed by industrial design standards, including ***TIKA*** tube fitting end connections, with those of other manufacturers.